

Kawasaki
Let the good times roll®

2020

Z MOTORCYCLES





2020

MOTORCYCLES

ELEVATE THE **EXCITEMENT**

The Z lineup of Kawasaki motorcycles bring you to the forefront of exhilaration. These lightweight legends deliver unlimited adrenaline with agile handling and exciting power. Whether you're looking to have some fun with the lightweight Z125 PRO or you're ready to experience the supercharged power of the Z H2, there's something for everyone in the Z family.

Z650 ABS in Metallic Spark Black

Non U.S. model specs may be depicted. Equipment illustrated and specifications may vary to meet individual markets.



TABLE OF CONTENTS

Z Motorcycles	02 - 03
Hypersport Motorcycles	04 - 05
Z H2	06 - 11
Retro Sport Motorcycles	12 - 13
Z900RS	14 - 17
Z900RS CAFE	18 - 21
Supernaked & Mini Naked Motorcycles	22 - 23
Z900 ABS	24 - 27
Z650	28 - 31
Z400 ABS	32 - 35
Z125 PRO	36 - 39
Z Accessories	40
Specs	41 - 43



2020

HYPERSPORT

NEXT LEVEL **NAKED SPORT**

Don't let the minimalist design fool you—there's nothing minimal about the boosted power of a Z naked hypersport. With advanced performance engineering to complement the immense power, the Z H2 motorcycle delivers supercharged exhilaration like you've never experienced before.

Z H2 in Metallic Spark Black/Metallic Graphite Gray/
Mirror Coated Spark Black

Professional rider on a closed course. This usage is depicted for a racing environment only.
Non U.S. model specs may be depicted. Equipment illustrated and specifications may vary to meet individual markets.



Z H2

SUPERCHARGED **STREETFIGHTER**

Kawasaki's legacy of unrivaled performance and excitement has led to this new flagship model: the 2020 Z H2 supercharged hypernaked. Sugomi™-inspired styling makes a striking impression while the balanced supercharged engine produces immense power for unparalleled thrills. The second chapter of Z history is about to begin, marking the beginning of a new era.



All trademarks, registered trademarks, logos, and copyrights are the property of their respective owners.



Z H2 in Metallic Spark Black/Metallic Graphite Gray/
Mirror Coated Spark Black



Z H2




SUPERNAKED JUST GOT SUPERCHARGED

SUPERCHARGED POWER

The 998cc four-cylinder supercharged engine delivers heart-pounding acceleration with low- to mid-range focused torque that offers smooth, responsive acceleration. The Kawasaki Racing Team-inspired Dog Ring Transmission provides high performance shifting that offers light operation and KQS provides crisp, rapid shifts for quick acceleration. The Assist and Slipper Clutch enables light clutch operation to reduce rider fatigue and reduces back torque during downshifts for smooth and stable rear-wheel behavior.

■ Metallic Spark Black/Metallic Graphite Gray/Mirror Coated Spark Black

Non U.S. model specs may be depicted. Equipment illustrated and specifications may vary to meet individual markets. All trademarks, registered trademarks, logos, and copyrights are the property of their respective owners.





Z H2 in Metallic Spark Black/Metallic Graphite Gray/
Mirror Coated Spark Black

Professional rider on a closed course. This usage is depicted for a racing environment only.

CHASSIS

A lightweight trellis frame harnesses the massive engine power and contributes to lightweight cornering and straight-line stability. Handling is further enhanced by the Showa SFF-BP front fork, Uni-Trak® swingarm system and Showa rear shock, with adjustable damping for personalized performance. Superior braking performance completes the high-performance chassis package, with powerful, radially mounted, Brembo® M4.32 monobloc calipers in the front.



Scan with your camera to view Z H2 motorcycle key features, photos and more.



Z H2 in Metallic Spark Black/Metallic Graphite Gray/
Mirror Coated Spark Black

Professional rider on a closed course. This usage is depicted for a racing environment only.

STYLING

Sugomi™-inspired styling taps into a predatory nature that provides a forewarning of the raw, supercharged power. A full-color TFT LCD screen with multi-function instrumentation showcases the luxury and technology, offering smartphone connectivity via RIDEOLGY THE APP*. The Fat-Type, or large diameter, handlebar and compact control switches offer a sophisticated fit and finish to an already incredible machine.

*RIDEOLGY THE APP is not intended for use during vehicle operation. Only use RIDEOLGY THE APP when the vehicle is not being operated and it is safe to do so.



ELECTRONICS

The five-axis Bosch® IMU and Kawasaki Proprietary Software offers control systems designed to enhance your riding experience.

- **Riding Modes** - Integrated Sport, Road, Rain and Manual riding modes offer varying traction control and power delivery settings to suit different riding conditions.
- **Kawasaki Traction Control (KTRC)** - Offers multiple levels of aid to control rear-wheel slip.
- **Kawasaki Launch Control Mode (KLCM)** - Helps optimize acceleration from a stop.
- **Kawasaki Intelligent anti-lock Brake System (KIBS)** - Provides precision braking performance.
- **Kawasaki Corner Management Function (KCMF)** - By combining the performance of KTRC and KIBS, KCMF monitors engine and chassis parameters throughout the corner, modulating brake force and acceleration for dynamic performance assistance.
- **Kawasaki Quick Shifter (KQS)** - Enables clutchless upshifts and downshifts for quick and seamless shifting.
- **Electronic Cruise Control** - Adds comfort for longer, relaxed rides.
- **Power Modes** - Allow you to switch between Full, Middle (75%) or Low (50%) for more control across varying conditions.

Non U.S. model specs may be depicted. Equipment illustrated and specifications may vary to meet individual markets. All trademarks, registered trademarks, logos, and copyrights are the property of their respective owners.



Z H2 in Metallic Spark Black/Metallic Graphite Gray/
Mirror Coated Spark Black



2020

RETRO SPORT

THE GOLDEN AGE **RETURNS**

The Golden Age of motorcycling goes all the way back to the '70s, where functional beauty and high performance ruled the day. The era returns with the sporty simplicity and pure street riding enjoyment of the Z900RS and Z900RS CAFE motorcycles.

Non U.S. model specs may be depicted. Equipment illustrated and specifications may vary to meet individual markets.





Z900RS in Candytone Green

Z900RS

HEAD-TURNING **HOMAGE**

Take on the streets with Kawasaki's throwback to the retro-classic bike, the Z900RS. Inspired by the original Kawasaki Z1 900, this neo-retro Z brings modern technology together with the timeless design of classic streetbikes. Embrace the '70s spirit with the raw performance and the enthralling sound of inline four-cylinder muscle. Lose track of time with every ride.





Z900^{RS}



REINVIGORATING **RETRO**

RETRO STYLING

The Z900RS motorcycle revisits timeless design elements with minimal bodywork and no fairing for a modern take on retro style. Reinvigorating the classic style of the original Z1 900, the Z900RS completes its iconic throwback look with machined spoke mag wheels and a retro paint scheme on the teardrop fuel tank.

■ Candytone Green

POWER & PERFORMANCE

There's no shortage of awe-inspiring power. The Z900RS features a smooth-revving 948cc inline four-cylinder engine. Aggressive sport performance begs for spirited riding. A strong low- to mid-range pull for brisk roll-on power and acceleration add up to pure street riding enjoyment.

Non U.S. model specs may be depicted. Equipment illustrated and specifications may vary to meet individual markets.



Z900RS in Candytone Green



Z900RS in Candytone Green

MODERN FEATURES

Retro looks meet modern design. The multi-function LCD instrumentation, modern suspension, lightweight trellis frame, responsive disc brakes and LED headlight bring the performance and technology of modern-day elements to your ride.

Z900RS CAFE

TURN BACK **TIME**

The crossroads between old-school and new-school collide in the Z900RS CAFE motorcycle. Retro styling, a modern chassis, cutting-edge technology and performance unite in the powerful yet friendly-to-ride Z900RS CAFE.







Z900RS CAFE in Vintage Lime Green/Ebony

DROP-STYLE HANDLEBAR & CAFÉ-RACER SEAT

Café-racer styling lives on through the drop-style handlebar. The wide grip contributes to a confident yet sporty riding position. The low seat provides a stylish sculpted shape with a pronounced step and supportive padding. The slim front design makes it easier for the rider to reach the ground. The battery, fuse box and tool kit can be accessed under the seat without the use of tools.

Non U.S. model specs may be depicted. Equipment illustrated and specifications may vary to meet individual markets. Accessorized unit shown.



Z900^{RS} CAFE



BLAST INTO THE PAST

VINTAGE COLOR & GRAPHICS

The Z900RS CAFE motorcycle boasts a unique Vintage Lime Green color scheme with white racing stripes to pay tribute to the iconic Kawasaki superbike graphics of the '70s and '80s.

FRONT COWL

The café-racer style front cowl combines with a modern chassis to create a unique style. High-grade coating and a clean fit-and-finish give an overall classic aesthetic. The cowl isn't just for looks; the compact fairing deflects wind away from the rider.

■ Vintage Lime Green/Ebony



Z900RS CAFE in Vintage Lime Green/Ebony

A night city street scene with a large diagonal white graphic element. The scene is dominated by a large, bright, diagonal white shape that splits the image. The background shows a city street at night with blurred lights and buildings. The text '2020' is in the top left, 'SUPERNAKED MINI NAKED' is in the center right, and 'EVERYTHING BUT EXTRA' is at the bottom. A paragraph of descriptive text is on the bottom left, and a small line of text is at the very bottom.

2020

SUPERNAKED MINI NAKED

EVERYTHING BUT **EXTRA**

Minimal bodywork meets maximum attitude. Stripped down to the essentials of performance, the no-frills, all-business Z motorcycles harness broad, responsive power in a compact chassis with bold styling.

Z900 ABS in Metallic Graphite Gray/
Metallic Spark Black

Non U.S. model specs may be depicted. Equipment illustrated and specifications may vary to meet individual markets.



&



Z900 ABS in Candy Plasma Blue/
Metallic Matte Fusion Silver

Z900 ABS

THE DEFINITIVE **SUPERNAKED**

The new Z900 ABS motorcycle receives a host of new advanced features and epitomizes Kawasaki's belief of what the ideal supernaked should be. At 948cc with an ultra-lightweight chassis, every ride is met with exceptional power, responsiveness and excitement.





Z900 ABS in Metallic Graphite Gray/
Metallic Spark Black

Z900^{ABS}



THE SUPREME SUPERNAKED

ERGONOMICS

The sporty, upright riding position and wide, flat handlebar produce a comfortable and commanding ride position. Stay tucked in with the low seat height and tapered seat for optimum control. Minimalist bodywork allows you to feel the visceral experience that only a supernaked can deliver.

- Metallic Graphite Gray/Metallic Spark Black
- Candy Plasma Blue/Metallic Matte Fusion Silver

STYLING

The distinctive Sugomi™-inspired style continues to evolve with a crouching stance and muscular lines. Sharper edges define the new LED headlight while new shrouds, a redesigned fuel tank cover and reworked design of the minimalist bodywork give a fresh look to this full-sized Kawasaki supernaked.

All trademarks, registered trademarks, logos, and copyrights are the property of their respective owners. Non U.S. model specs may be depicted. Equipment illustrated and specifications may vary to meet individual markets.



POWER & HANDLING

Exhilarating acceleration comes from the 948cc inline four-cylinder engine, producing smooth, easy-to-manage power. Spirited sport riding can be expected with enhanced handling thanks to an updated lightweight trellis frame, new Dunlop tires and high-spec suspension with revised settings to complement the responsive power.

ELECTRONICS

A new 4.3-inch color TFT instrument display brings a high-grade appearance to the cockpit, and Bluetooth® smartphone connectivity lets you connect with the bike via RIDEOLOGY THE APP* to access detailed riding logs, notifications and more. Rider support electronics include new integrated Riding Modes (Sport, Road and Rain, with a fourth manual option) which combine the wheelspin management of Kawasaki Traction Control (KTRC) and the engine output management of Power Modes.

*RIDEOLOGY THE APP is not intended for use during vehicle operation. Only use RIDEOLOGY THE APP when the vehicle is not being operated and it is safe to do so.



Z900 ABS in Metallic Graphite Gray/
Metallic Spark Black

Z650

THE MIDDLEWEIGHT **STANDOUT**

Sporty performance and everyday versatility comes to life through a combination of the lightweight chassis and the strong-accelerating 649cc engine. A compact middleweight unlike any other, the new Z650 naked sportbike delivers the fun with smooth power and nimble handling.





Z650 ABS in Metallic Spark Black/
Metallic Flat Spark Black



Z650 ABS in Metallic Spark Black

ERGONOMICS & HANDLING

The nimble handling of the Z650 is even more agile with new Dunlop Sportmax Roadsport 2 tires. The lightweight trellis frame and responsive suspension create a well-balanced package. An upright riding position with low center of gravity helps keep you connected and in control.

COMFORT

The wide handlebar and upright riding position provide a natural stance for a comfortable ride. The wide seat is tapered near the front for cornering leverage as well as an easy reach to the ground. Passengers will enjoy a more comfortable ride with new thicker seat material and wider sides.



Z650



RIDE WITH **EDGE**

STYLING

Sugomi™-inspired style is highlighted with minimal bodywork, the raw lines of the frame and an exposed engine. A sharp chin spoiler, new meter cover, more compact cowl and wider shrouds emphasize muscular dimensions. A new two-piece headlamp cowl frames the new LED headlamp for a fresh, sharp look, and is complemented by a centrally located LED position lamp.

■ Metallic Spark Black

■ Metallic Spark Black/Metallic Flat Spark Black

ELECTRONICS

New 4.3-inch all-digital TFT color instrumentation highlights the cockpit of the Z650 motorcycle. A high-grade full-color display features high visibility, day or night, and basic as well as advanced functions, including fuel consumption, average speed and service reminders. Bluetooth® smartphone connectivity (using RIDELOGY THE APP*) lets you stay connected like never before, allowing you to access detailed riding logs, notifications and other functions.

*RIDELOGY THE APP is not intended for use during vehicle operation. Only use RIDELOGY THE APP when the vehicle is not being operated and it is safe to do so.

Model available in ABS and Non-ABS.

All trademarks, registered trademarks, logos, and copyrights are the property of their respective owners.

Non U.S. model specs may be depicted. Equipment illustrated and specifications may vary to meet individual markets.



Z650 ABS in Metallic Spark Black



Z400 ABS in Candy Steel Furnace Orange/
Metallic Flat Spark Black

Z400 ABS

BUILT TO BE SEEN

The entry middleweight Z400 ABS motorcycle is the new school contender with authentic supernaked styling. It's what you don't see on the Z400 ABS that makes it stand out from the crowd.





Z400 ABS in Candy Steel Furnace Orange/
Metallic Flat Spark Black

Z400^{ABS}



ATTITUDE & DESIGN


AGILE HANDLING

The Z400 ABS motorcycle boasts a lightweight trellis frame that is optimized for lightweight agility and responsive handling. Sport-tuned suspension ensures a smooth, balanced ride. Low seat height and an upright riding position place the rider in an aggressive stance that offers a commanding view of the road while also providing an easy reach to the ground.

Z STYLING

The Z400 ABS delivers a dose of fierce freedom. Minimalist bodywork allows the striking details of this middleweight to emerge. Its streetfighter attitude is shown in its bodywork and sportbike influence.

- Candy Steel Furnace Orange/Metallic Flat Spark Black
- Metallic Matte Graphite Gray/Metallic Spark Black





Z400 ABS in Metallic Matte Graphite Gray/
Metallic Spark Black

SMOOTH TORQUE & ACCELERATION


A compact parallel-twin 399cc engine powers the Z400 ABS. A broad, responsive powerband and smooth performance is highlighted by the strong mid-range and excellent roll-on acceleration.

Z125 PRO

MAKE A **STATEMENT**

Small in size but big on fun, the Z125 PRO motorcycle is a nimble streetfighter that turns heads wherever it goes. A low seat height, upright riding position and responsive street tires makes every ride as fun as the first.







Z125 PRO in Pearl Storm Gray

POWER & PERFORMANCE

The inspiring fuel-injected 125cc engine delivers fun power. The four-speed manual transmission offers enhanced sport riding performance combined with smooth power delivery and quick acceleration. Hit the streets quickly with a push of the electric start. Go the distance with a 2.0-gallon fuel tank capacity.





Z125 PRO in Pearl Stardust White

Z125^{PRO}



DESIGNED TO DEFY

HANDLING

The agile Z125 PRO motorcycle answers every move with precision and ease. The lightweight chassis with low center of gravity, progressive suspension damping, 12-inch cast wheels and narrow profile street tires contribute to fun, agile handling. The offset laydown single-shock with four-way preload adjusts to suit single or two-up riding. Strong, progressive braking power comes thanks to the 200mm petal disc front brake and 184mm petal disc rear brake.

- Metallic Matte Mysterious Gray
- Pearl Storm Gray
- Pearl Stardust White

STYLING

Take a ride on the bold side. Unmistakable Z styling, full-face headlight design, modern instrumentation, distinctive shrouds, sharp LED taillight and sporty turn signals define the aggressive Z stance.



Z ACCESSORIES

Take your Z motorcycle to the next level with durable and versatile Kawasaki Genuine Accessories that are designed for an integrated fit and won't void your factory warranty. For a full list of accessories and accessory packages, visit www.Kawasaki.com.



Z900 ABS in Candy Plasma Blue/
Metallic Matte Fusion Silver

ACCESSORY PACKAGE BENEFITS

DISCOUNT PRICING

When you purchase accessories as a package, the MSRP of the package is less than the aggregate price of all the items included, if purchased individually at their original MSRP.

EXTENDED ACCESSORY WARRANTY

When purchased together with your new motorcycle, the 12-month Limited Warranty extends to both your motorcycle and the accessories in the package. If purchased separately from your vehicle, the Kawasaki Genuine Accessory Package is warranted for a period of ninety (90) days from the date of initial retail purchase.

Professional Dealer Installation is recommended. Additional charges may apply. See your dealer for details. As with all Kawasaki Genuine Accessories, see your local dealer for Financing and Installation options.



Z H2

ENGINE & DRIVETRAIN	ENGINE	4-stroke, 4-cylinder, DOHC, 4-valve, liquid-cooled, supercharged
	DISPLACEMENT	998cc
	BORE X STROKE	76.0 x 55.0mm
	COMPRESSION RATIO	11.2:1
	MAXIMUM TORQUE	101.0 lb-ft
	FUEL SYSTEM	DFI® with 36mm Keihin throttle bodies
	IGNITION	TCBI with electronic advance
	TRANSMISSION	6-speed dog-ring, return shift
	FINAL DRIVE	Sealed chain


CHASSIS & ELECTRONICS	ELECTRONIC RIDER AIDS	Integrated Riding Modes, Kawasaki Cornering Management Function (KCMF), Power Modes (3), Kawasaki Launch Control Mode (KLCM), Kawasaki Traction Control (KTRC), Kawasaki Launch Control Mode (KLCM), Kawasaki Engine Brake Control (KEBC), Kawasaki Intelligent anti-lock Brake System (KIBS), Kawasaki Quick Shifter (KQS) (upshift & downshift), Electronic Cruise Control
	FRONT SUSPENSION / WHEEL TRAVEL	Showa SFF-BP Fork with Adjustable Compression and Rebound Damping, Spring Preload Adjustability
	REAR SUSPENSION / WHEEL TRAVEL	New Uni-Trak®, Showa Gas-Charged Shock with Adjustable Compression and Rebound Damping, Preload Adjustability
	FRONT TIRE	120/70-17
	REAR TIRE	190/55-17
	FRONT BRAKES	Dual Disc w/Radial-mount M4.32 Calipers, ABS
	REAR BRAKES	Single 250mm petal-style disc with single-piston caliper, ABS
	FRAME TYPE	Trellis, high tensile steel
	RAKE/TRAIL	24.9° / 4.1in

DIMENSIONS & CAPACITIES	OVERALL LENGTH	82.1 in
	OVERALL WIDTH	31.9 in
	OVERALL HEIGHT	44.5 in
	GROUND CLEARANCE	5.5 in
	SEAT HEIGHT	32.7 in
	CURB WEIGHT	527.0 lb**
	FUEL CAPACITY	5.0 gal
	WHEELBASE	57.3 in

DETAILS	SPECIAL FEATURES	Rideology the App Smartphone Connectivity, TFT Instrumentation
	COLOR CHOICES	Metallic Spark Black/Metallic Graphite Gray/Mirror Coated Spark Black
	WARRANTY	12 Month Limited Warranty
	KAWASAKI PROTECTION PLUS™ (OPTIONAL)	12, 24, 36 or 48 months

**Curb weight includes all necessary materials and fluids to operate correctly, full tank of fuel (more than 90 percent capacity) and tool kit (if supplied). When equipped, California evaporative emissions equipment adds approximately 2.2 lb.

Specifications subject to change; full specifications available on Kawasaki.com.


Z900 ABS in Metallic Graphite Gray/
Metallic Spark Black

Non U.S. model specs may be depicted.
Equipment illustrated and specifications
may vary to meet individual markets.

2020 Z SPECS



Z900RS



Z900RS CAFE



Z900 ABS

ENGINE & DRIVETRAIN

ENGINE	4-stroke, 4-cylinder, DOHC, 16-valve, liquid-cooled	4-stroke, 4-cylinder, DOHC, 16-valve, liquid-cooled	4-stroke, 4-cylinder, DOHC, 16-valve, liquid-cooled
DISPLACEMENT	948cc	948cc	948cc
BORE X STROKE	73.4 x 56.0mm	73.4 x 56.0mm	73.4 x 56.0mm
COMPRESSION RATIO	10.8:1	10.8:1	11.8:1
MAXIMUM TORQUE	72.3 lb-ft @ 6,500 rpm	72.3 lb-ft @ 6,500 rpm	73.1 lb-ft @ 7,700 rpm
FUEL SYSTEM	DFI® with Keihin 36mm throttle bodies	DFI® with Keihin 36mm throttle bodies	DFI® with 36mm Keihin throttle bodies
IGNITION	TCBI with electronic advance	TCBI with electronic advance	TCBI with electronic advance
TRANSMISSION	6-speed, return shift	6-speed, return shift	6-speed, return shift
FINAL DRIVE	Sealed chain	Sealed chain	Sealed chain

CHASSIS & ELECTRONICS

ELECTRONIC RIDER AIDS	Not Available	Not Available	Integrated Riding Modes, Kawasaki Traction Control (KTRC), Power Modes (2)
FRONT SUSPENSION / WHEEL TRAVEL	Inverted telescopic fork with (10-way) adjustable compression and rebound (12-way) damping, spring preload/4.7	Inverted telescopic fork with (10-way) adjustable compression and rebound (12-way) damping, spring preload/4.7	41mm inverted fork with rebound damping and spring preload adjustability/4.7 in
REAR SUSPENSION / WHEEL TRAVEL	Horizontal back-link swingarm with stepless adjustable rebound damping and spring preload/5.5 in	Horizontal back-link swingarm with stepless adjustable rebound damping and spring preload/5.5 in	Horizontal back-link, stepless rebound damping, adjustable spring preload/5.5 in
FRONT TIRE	120/70 ZR17	120/70 ZR17	120/70 ZR17
REAR TIRE	180/55 ZR17	180/55 ZR17	180/55 ZR17
FRONT BRAKES	Dual disc ABS	Dual disc ABS	Dual 300mm petal-style discs with four-piston calipers, ABS
REAR BRAKES	Single disc ABS	Single disc ABS	Single 250mm petal-style disc with single-piston caliper, ABS
FRAME TYPE	Tubular, diamond	Tubular, diamond	Trellis, high tensile steel
RAKE/TRAIL	25.0°/3.9 in	25.0°/3.9 in	24.5°/4.1 in

DIMENSIONS & CAPACITIES

OVERALL LENGTH	83.1 in	82.7 in	81.5 in
OVERALL WIDTH	34.1 in	33.3 in	32.5 in
OVERALL HEIGHT	46.5 in	46.9 in	42.5 in
GROUND CLEARANCE	5.1 in	5.1 in	5.7 in
SEAT HEIGHT	32.9 in	32.3 in	31.5 in
CURB WEIGHT	471.9 lb**	474.1 lb**	467.5 lb**
FUEL CAPACITY	4.5 gal	4.5 gal	4.5 gal
WHEELBASE	57.9 in	57.9 in	57.3 in

DETAILS

SPECIAL FEATURES	Not Available	Not Available	Rideology the App Smartphone Connectivity, TFT Instrumentation
COLOR CHOICES	Candytone Green	Vintage Lime Green/Ebony	*Metallic Graphite Gray/Metallic Spark Black *Candy Plasma Blue/Metallic Matte Fusion Silver
WARRANTY	12 Month Limited Warranty	12 Month Limited Warranty	12 Month Limited Warranty
KAWASAKI PROTECTION PLUS™ (OPTIONAL)	12, 24, 36 or 48 months	12, 24, 36 or 48 months	12, 24, 36 or 48 months

**Curb weight includes all necessary materials and fluids to operate correctly, full tank of fuel (more than 90 percent capacity) and tool kit (if supplied). When equipped, California evaporative emissions equipment adds approximately 2.2 lb. Specifications subject to change; full specifications available on Kawasaki.com.



Z650 ABS

Z400 ABS

Z125 PRO

ENGINE & DRIVETRAIN	ENGINE	4-stroke, 2-cylinder, DOHC, liquid-cooled	4-stroke, 2-cylinder, DOHC, liquid-cooled	4-stroke, 1 cylinder, SOHC, 2-valve, air-cooled
	DISPLACEMENT	649cc	399cc	125cc
	BORE X STROKE	83.0 x 60.0mm	70.0 x 51.8mm	56.0 x 50.6mm
	COMPRESSION RATIO	10.8:1	11.5:1	9.8:1
	MAXIMUM TORQUE	48.5 lb-ft @ 6,500 rpm	28.0 lb-ft @ 8,000 rpm	7.1 lb-ft @ 6,000 rpm
	FUEL SYSTEM	DFI® with Keihin 36mm throttle bodies	DFI® with 32mm throttle bodies	DFI® with 24mm throttle bodies
	IGNITION	TCBI with electronic advance	TCBI with digital advance	TCBI with electronic advance
	TRANSMISSION	6-speed, return shift	6-speed, return shift	4-speed, return shift
	FINAL DRIVE	Sealed chain	Sealed chain	Sealed chain

CHASSIS & ELECTRONICS	ELECTRONIC RIDER AIDS	Not Available	Not Available	Not Available
	FRONT SUSPENSION / WHEEL TRAVEL	Telescopic fork/4.9 in	Telescopic fork/4.7 in	Telescopic fork/3.9 in
	REAR SUSPENSION / WHEEL TRAVEL	Horizontal back-link with adjustable preload, swingarm/5.1 in	Uni-Trak® swingarm/5.1 in	Swingarm, single shock/4.1 in
	FRONT TIRE	120/70 ZR17	110/70-17M/C 54H	100/90-12
	REAR TIRE	160/60 ZR17	150/60-17M/C 66H	120/70-12
	FRONT BRAKES	Dual 300mm petal-style discs with two-piston calipers, ABS	Single disc	Single 200mm petal-style disc
	REAR BRAKES	Single 220mm petal-style disc, ABS	Single disc	Single 184mm petal-style disc
	FRAME TYPE	Trellis, high tensile steel	Trellis, high-tensile steel	Backbone
	RAKE/TRAIL	24.0°/3.9 in	24.5°/3.6 in	26.0°/2.7 in

DIMENSIONS & CAPACITIES	OVERALL LENGTH	81.3 in	78.3 in	66.9 in
	OVERALL WIDTH	30.1 in.	31.5 in	29.5 in
	OVERALL HEIGHT	41.9 in	41.5 in	39.6 in
	GROUND CLEARANCE	5.1 in	5.7 in	6.1 in
	SEAT HEIGHT	31.1 in	30.9 in	31.7 in
	CURB WEIGHT	412.3 lb**	363.8 lb**	224.8 lb**
	FUEL CAPACITY	4.0 gal	3.7 gal	2.0 gal
	WHEELBASE	55.5 in	53.9 in	46.3 in

DETAILS	SPECIAL FEATURES	Rideology the App Smartphone Connectivity, TFT Instrumentation	Not Available	Not Available
	COLOR CHOICES	*Metallic Spark Black/Metallic Flat Spark Black *Metallic Spark Black	Metallic Matte Graphite Gray/Metallic Spark Black, Candy Steel Furnace Orange/Metallic Flat Spark Black	Metallic Matte Mysterious Gray, Pearl Storm Gray, Pearl Stardust White
	WARRANTY	12 Month Limited Warranty	12 Month Limited Warranty	12 Month Limited Warranty
	KAWASAKI PROTECTION PLUS™ (OPTIONAL)	12, 24, 26 or 48 months	12, 24, 26 or 48 months	12, 24, 36 or 48 months

**Curb weight includes all necessary materials and fluids to operate correctly, full tank of fuel (more than 90 percent capacity) and tool kit (if supplied). When equipped, California evaporative emissions equipment adds approximately 2.2 lb. Specifications subject to change; full specifications available on Kawasaki.com.



2020 Z MOTORCYCLES

LIMITED WARRANTY

Your Kawasaki Z motorcycle comes with a 12-month limited warranty.

UP TO FOUR YEARS EXTENDED COVERAGE

Let Kawasaki protect your new vehicle for years to come with Kawasaki Protection Plus™. This plan repairs or replaces covered components free of charge if found defective in material or workmanship. Everything about the plan is easy. There's no deductible. It's honored at every authorized Kawasaki dealer nationwide. It's transferable to another owner with no fee. Just ask your dealer how you can purchase additional coverage of 12, 24, 36, or 48 months (depending on the model and plan purchased). FL Lic #65500, Kawasaki Motors Corp., U.S.A., PO Box 25252, Santa Ana, CA 92799, (949) 770-0400.

KAWASAKI CARES

Always wear a helmet, eye protection and proper apparel. Never ride under the influence of drugs or alcohol. Read Owner's Manual and all on-product warnings. Professional riders shown on a closed course.

Non U.S. model specs may be depicted. Equipment illustrated and specifications may vary to meet individual markets.